

Binks Disposable Spray Booth Filter Paper

Binks have been producing the best disposable spray booth filters for over 35 years in our own factory in Scotland. The superior design has established Binks as the market leading producer around the world. The filter range includes Eco, Standard, and Super Filter.

Filter Construction


Binks disposable filters consist of two pieces of heavy kraft, 100% recycled paper, which is manufactured to the highest technical standard. The accordion style structure, is not only glued, but stapled together during the manufacturing process, to provide additional strength and rigidity, no other filter manufacturer offers this type of construction. Binks Filters feature a unique expansion strap on the rear that ensures the correct spacing of 8 corrugations to every running foot (30.4cm) importantly this guarantees optimum and superior spray booth filtering performance. The large air openings in the filter allow high volumes of air to be exhausted without loss of efficiency as the media "loads", resulting in a much longer working life than other systems.

Applications

Binks Filters can be used on any liquid overspray in the General Finishing Industry,

Certification

Binks filters are supported by a full technical data report, they are ATEX approved, backed up with ITW ISO credentials. Full performance certification is available on request.



Binks Standard, ECO and Super Efficiency Filter Paper

- Outlasts other filters three to five times.
- Manufactured from 100% Recycled Paper
- Up to 98% filtration for Standard and ECO filter paper
- Up to 99% filtration efficiency for Super filter paper
- Stapled and glued construction for extra strength and longer life
- Bright White Face - Improves spray booth lighting conditions
- High Loading Capacity—longer working life – Low pressure drop
 - Expansion Strapping Ensures Optimum Performance
- Concertina Design Reduces, Storage and Transport Costs
 - Self supporting high grade paper
 - Reduces your running cost "less energy, filter changes and disposal costs".


Binks Spray Booth Filter Paper Overview



airstream passing through it.

Binks filters utilise a combination of impingement and inertia separation to capture the overspray droplets suspended in the

The larger droplets tend to impinge and be retained by the front V shaped surface of the filter, preventing the bounce back effect of overspray. Whilst the accelerating air stream carries the overwhelming majority of the mid and smaller sized droplets through the network of circular holes distributed across the face of the filter.



changes and so, deposits the droplets into the deep interior V pockets formed by each pleat.

The forward momentum of the rapidly moving droplets separates them from the air stream which makes four quick and violent directional

Our filter delivers important benefits to spray booth operators applying most industrial coatings and adhesives. Because the accordion style, stapled pleated construction captures overspray efficiently, last three to five times longer than ordinary dry filters and contributes to an improved, brighter working environment.



time they take to dry, the constant airflow can drag out the still wet particles trapped in the mesh and re-launch them to migrate through the system.

One of the common problems experienced with traditional mesh filters occurs when they are used for slow drying coatings. During the

The Binks filter design has in effect created a blind alley into once the droplets are driven; they are permanently trapped and cannot be re-launched into the air stream.

Another added benefit to our filter is its high capacity for overspray holding. This results in a lower frequency of filter change, lower booth maintenance, meaning that fewer filters are required to be in stock, making them more cost effective.

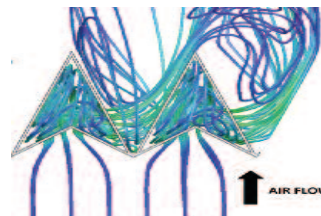
The holding capacity is a direct result of the size and depth of the filter pocket, a full 6cm deep.



spacing of 8 corrugations to every foot (30.4cm) guaranteeing optimum and superior filter performance.

The opposing picture shows the Binks filter construction, which includes on the rear side an expansion strap to ensure the correct

Additionally, because the superior ability of the Binks filters to hold a high capacity of overspray, the fluctuation in resistance to airflow is absolutely minimal over the life of the filter.



that are being coated, and more importantly clean air environment for the sprayers.

Consequently the static pressure increases only slowly with the accumulation of paint, enabling a uniform airflow around the parts

The construction of the Binks filter consists of two pieces of strong recycled cardboard, formed in to an accordion structure, stapled together for strength and rigidity throughout the assembly.

The stapled assembly, coupled with the tight folds and crisp cutting of the holes promotes the optimum airflow through the filter, whilst obtaining the best entrapment of overspray.

Finally the rigidity of the structure and the precise arrangement of the holes along the middle of the front face, the sides of the rear face, and with the deliberate misalignment of the two, combine to create a product of true benefit.



ECO Filter

2 layers of bright white paper, punched, pleated, fitted with expansion straps, then stapled together. For superior strength and longer working life.

Part No	Description	Surface Area	Filter Size Imperial	Filter Size Metric (cms)
207229EF	Eco Filter	10 sq yds	H 36" x L 30'	H 90 x L 924
207900EF	Eco Filter	10 sq mtrs	H 30" x L 44'	H 75 x L 1346
207901EF	Eco Filter	10 sq mtrs	H 36" x L 36'	H 90 x L 1115
207902EF	Eco Filter	10 sq mtrs	H 39" x L 34'	H 100 x L 1038

ECO Filter Paper Specification

Filter Construction	Self supporting, two ply high strength cardboard paper. Bright white finish.
Air Flow Rates	100-200 feet per minute (0.5 - 1.0 metres per second) Normal 140 fpm (0.7 ms)
Pressure Differential	Initial @ 0.75 M/S = 30 PA (0.12" SWG) MAXIMUM 130-250 PA (0.52"-1.0" SWG)
Temperature Range	MAXIMUM 180°C (356°F)
Expansion Limiter	Expansion limiting straps ensure correct pleat guaranteeing optimum density of 8 corrugations per running foot (30.4cm)





Standard Filter

2 layers of bright white paper, punched, pleated, fitted with expansion straps, then stapled together. For superior strength and longer working life.

Part No	Description	Surface Area	Filter Size Imperial	Filter Size Metric (cms)
207229F	Standard Filter	10 sq yds	H 36" x L 30'	H 90 x L 924
207900F	Standard Filter	10 sq mtrs	H 30" x L 44'	H 75 x L 1346
207901F	Standard Filter	10 sq mtrs	H 36" x L 36'	H 90 x L 1115
207902F	Standard Filter	10 sq mtrs	H 39" x L 34'	H 100 x L 1038

Standard Filter Paper Specification

Filter Construction	Self supporting, two ply high strength cardboard paper. Bright white finish.
Air Flow Rates	100-200 feet per minute (0.5 - 1.0 metres per second) Normal 140 fpm (0.7 ms)
Pressure Differential	Initial @ 0.75 M/S = 30 PA (0.12" SWG) MAXIMUM 130-250 PA (0.52"-1.0" SWG)
Temperature Range	MAXIMUM 180°C (356°F)
Expansion Limiter	Expansion limiting straps ensure correct pleat guaranteeing optimum density of 8 corrugations per running foot (30.4cm)





Super Efficiency Filter

2 layers of high grade paper, punched, pleated, fitted with a polyester final stage filtration, with expansion straps, then glued and stapled.

Part No	Description	Surface Area	Filter Size Imperial	Filter Size Metric (cms)
207229SEF	Super Efficient	10 sq yds	H 36" x L 30'	H 90 x L 924
207902SEF	Super Efficient	10 sq mtrs	H 39" x L 34'	H 100 x L 1038

Super Filter Paper Technical Specification

Filter Construction	Self supporting, 2 ply high strength cardboard paper. Bright white finish
Air Flow Rates	0.5-1.0 metres per second (100-200 feet per minute) Normal 0.7 m/s (140 FPM)
Pressure Differential	Initial @ 0.75 m/s = 30 Pa (0.12" SWG) Maximum 130-250 Pa (0.52"-1.0" SWG)
Temperature Range	MAXIMUM 100°C
Expansion Limiter (Guarantees optimum performance)	Expansion limiting straps ensure correct pleat Density of 8 corrugations per running foot (30.4cm)



Filter Extended Life Span explained:-

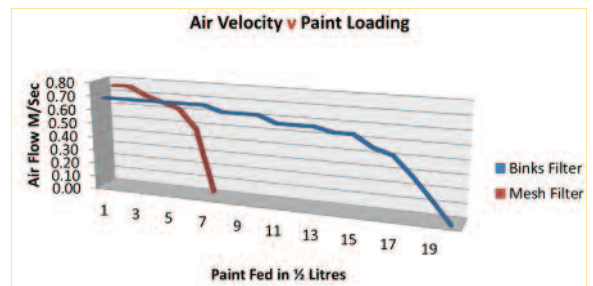
During the loading phase of the Binks filter, the airflow stays free although the filter is loading with paint.

Unlike mesh filters which will face load quickly, this quite simply means the paint will seal its face, in turn preventing the optimum booth airflow, so the full depth potential of the mesh filter is not utilised.

The graph shows that Binks filters have a substantially longer and flatter curve than the mesh filter. Which demonstrates the superior holding capacity and enhanced air flow stability, throughout the life of the filter.

With the static pressure increasing much slower with the accumulation of paint on the Binks filter, this produces three major advantages:

- Airflow remains evenly distributed over the entire extraction surface of the booth
- The air flow around the parts to be sprayed or coated, stays uniform
- The painter/operator stays in an environment of cleaner air.



Typical values of Binks paper grade:

Std g/m ²	250	280
Moisture Reel Average %	8	8
Burst kPa	500	550
Cobb30 g/m ²	100	100
Porosity Gurley s/100ml	30	35
Smoothness ml/min	2300	2500
Wax Pick	16	16
SCT CD kN/m	390	440

No waste

For speedy fitting and cutting the filters are marked at 12" (30.4mm) increments on every eighth corrugation, any left over pieces can be stapled or taped together to form new filter lengths.

Shipping Data	Pleats	Box Weight	Box Dimensions	Std Pallet Quantity	Larger Quantity Option
207229F (36")	240	10.5 Kg / 23 Lbs	92 x 56 x 7 cms	50	60
207900F (75cm)	352	12.6 Kg / 28 Lbs	77 x 67 x 7 cms	50	54
207901F (90cm)	290	12.6 Kg / 28 Lbs	92 x 56 x 7 cms	50	60
207902F (100cm)	264	10.5 Kg / 23 Lbs	102 x 55 x 7 cms	50	60
207229EF (36")	240	9.5 Kg / 21 Lbs	92 x 56 x 7 cms	50	60
207900EF (75cm)	352	11.5 Kg / 26 Lbs	77 x 67 x 7 cms	50	54
207901EF (90cm)	290	11.5 Kg / 26 Lbs	92 x 56 x 7 cms	50	60
207902EF (100cm)	264	11.5 Kg / 26 Lbs	102 x 55 x 7 cms	50	60
207229SEF (36")	168	9.0 Kg / 20 Lbs	92 x 56 x 7 cms	50	60
207902SEF (100cm)	240	10.3 Kg / 23 Lbs	102 x 55 x 7 cms	50	60

ITW Industrial Finishing

Ringwood Road, Bournemouth, Dorset
England BH11 9LH
Tel: +44 (0)1202 571111
Fax: +44 (0) 1202 573488
Email: marketing-uk@itwifueuro.com

ITW Oberflächentechnik GmbH

Justus-von-Liebig-Strasse 31,
63128 Dietzenbach Germany
Tel: +49 (0) 6074-403-233
Fax: +49 (0) 6074-403-281
Email: marketing-de@itwifueuro.com

ITW Surfaces et Finitions

163-171 Avenue des Auréats, BP 1453
26014 Valence cedex France
Tel: +33(0)4 75 75 27 00
Fax: +33(0)4 75 75 27 59
Email: marketing-fr@itwifueuro.com