



# Infinity Finishing Pumps And Equipment



# Pump Basics for Smooth Operation

Your finishing pumps will be influenced by many factors. Keep in mind that the pump bears the ultimate burdens of drawing the material into the pump and moving the volume of material at a particular pressure to the application device, elevation changes, and frictional losses in the lines and valves. Consider the following details when selecting any pump.

## Power Supply/ Adequate Volume

The power source of a pneumatically driven pump can affect its ability to maintain adequate fluid pressure and volume of the material being pumped. Problems are caused by an inadequate air supply. Do not place pumps at the end of long, small diameter air lines. A good rule of thumb for most pumps is that they require a minimum 30 PSI air pressure (measured while the pump is cycling) for operation. Binks pumps will operate as low as 10, in many applications.

## Air Treatment for Pump Operation

Over pneumatic pressurisation can result in excessive strain on the pump as the air motor cycles. This can contribute to premature pump failure. Use a regulator that keeps air pressure within specific parameters. Use a water separator and filter in the supply line to the pump. These will keep your pump in reliable working condition. Use air line lubricants only in heavy duty cycles that have proven the need for lubrication.

Use only Binks air line lubricant and lubricators with Binks pumps.

## Flow Rates/Pressure

Oversize flow rate by 60 - 80% to increase longevity. The pump will last longer and consume less air if you operate the pump at the recommended continuous duty cycle rating, for non-abrasive materials. As a general guide, you want your pump to deliver 30% more fluid pressure than required by each application.

## Resistance to Flow - Back Pressure

Resistance to flow is least when using large diameter pipe or tubing, configuring long runs without turns, using constant tubing or pipe size with long radius elbows. Avoid short, small turning radiuses, as found in a street elbow, and dramatic changes in internal diameter in short distances. A good rule of thumb is that fluid will flow smoothly after 7 x the pipe diameter. Try to spread out devices that cause turbulence. When you add all pressure drops this will give you the back pressure seen by the pump.

Be aware that some materials require high fluid velocity to keep the pigment in suspension.

## Agitators

Agitate slowly, but efficiently and only when necessary. Position mixers 1" from the bottom with a 5-gallon pail, 6" from the bottom with a 55-gallon drum, and 90" to each other with multiple paddles. Use gear reduced drives for viscous materials. Provide lubricated and regulated air for heavy duty agitation of materials. Use stainless steel shafts and paddles made of materials compatible with waterborne coatings.

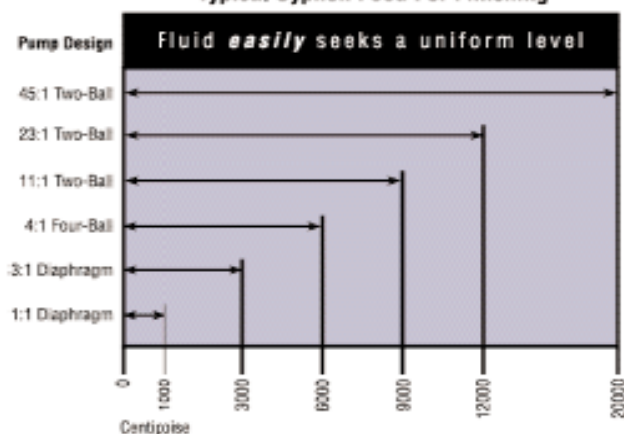
## Pump Location

Position the pump inlet as close to the fluid source as possible. The ideal elevation of the pump inlet should be no greater than the height of the fluid source. Optimal fluid inlet positioning allows the coating to be gravity fed from the storage vessel or day tank.

## Viscosity Control

Heaters can be used to maintain constant viscosity when the ambient temperature varies. Heat is used to reduce viscosity for consistent application of hard-to-atomise materials.

Typical Syphon Feed For Finishing



# Pump Basics for Smooth Operation

## Fluid Characteristics

**Corrosive** fluids chemically react with materials they contact. Failure to account for a fluid's corrosive characteristics can result in premature pump failure. Corrosiveness is measured in terms of its pH factor. In general, materials with a pH factor between six and eight are compatible with carbon steel components. Materials with pH factors below six or above eight are considered corrosive and require stainless steel components.

**Abrasiveness** refers to the material's ability to wear the surface it contacts. The abrasive qualities of a fluid are determined by the amount, size, and kind of solid particles contained in the fluid. The harder these particles are, the more abrasive the material will be. Small and similar sized particles can produce a lapping or polishing effect inside the pump. Although this will cause the pump to wear faster than non-abrasive materials, daily performance should not be affected. Materials with large, inconsistent, abrasive particles will cause rapid wear of internal pump components such as packings and piston rods. Pumps should be run at  $1/2$  the recommended continuous duty cycle rating to achieve better pump life, when using abrasive materials.

For selecting a material filter size a good rule of thumb is to first divide the fluid tip size by 2. The filter element screen should strain any particle of this size. For example:  $.020$  (tip size)  $\div 2 = .010$ . Therefore a 70 mesh filter should be used.

**Stability** refers to a material's ability to hold its solids in suspension. High solid coatings can settle and separate. Use an agitator or recirculate the fluid through the system and back to the original container to prevent this settling. A good rule of thumb is to "turn" a 55 gallon drum one time per hour, in a circulating system.

**Solvent Evaporation Rate** affects how quickly a fluid dries. Some materials will form a solid layer, or skin, on the surface as their solvent evaporates. This skin can be pulled into the pump inlet and cause spray tips, filters, and other components to clog. Use a drum cover or agitator to reduce this problem. Most dirt comes from dried paint. Always recommend fluid outlet filters on the pump.

**Tackiness** (adhesion) is the ability of a material to adhere while wet. Use higher ratio pumps to provide the additional fluid pressure needed to transfer and atomize tacky fluids.

## Polymer Diaphragm Pumps

Polymer diaphragm pumps are used for fluids with abrasive and/or shear sensitive materials.

**Groundable Acetal Pumps** are excellent lower cost pumps for use with flammable materials. Electrostatic build-up is transferred through the polymer to a single grounding point.

**Polypropylene Pumps** are an excellent low cost pump. Do not use to supply or clean up with flammable materials. An electrostatic charge can build up and can not safely transfer to a ground point.

## Metallic Pumps

**Carbon Steel Pumps** have a limited role in solvent-based applications and are not suitable for waterborne applications.

**Stainless Steel Pumps** offer protection from corrosion when pumping today's preferred waterborne coatings. In addition, they offer the greatest future versatility for new coatings formulated due to regulation changes or enhanced production requirements. These pumps are available in three styles.

- **Hard Chrome Plating** - a proven performer for the full spectrum of non-abrasive to abrasive coatings. The plating is good for abrasive coatings in piston pumps with sliding components.
- **Ultra or Ceramic Coating** - the most durable surface available. Resists wear from highly abrasive fluids and reduces friction. The ultimate coating choice for sliding components in pumps.



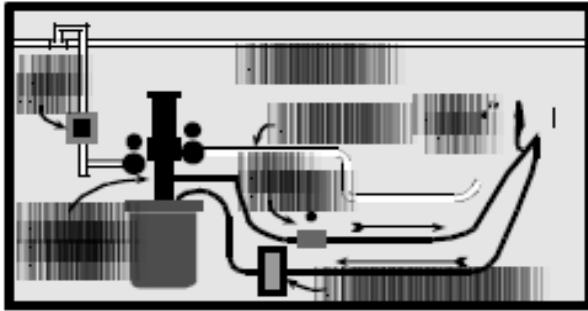
a UltraCoat™ folder & CD Rom is available upon request that depicts and explains the increased durability and advantage these pumps have over their rivals.

- **Non-Coated Stainless Steel** - an economical option for lower production requirements such as small shops and repair areas.

**Aluminum Diaphragm Pumps** are an economical option for oils and water based fluids. They should not be used with halogenated hydrocarbons.

# Pump Basics for Smooth Operation

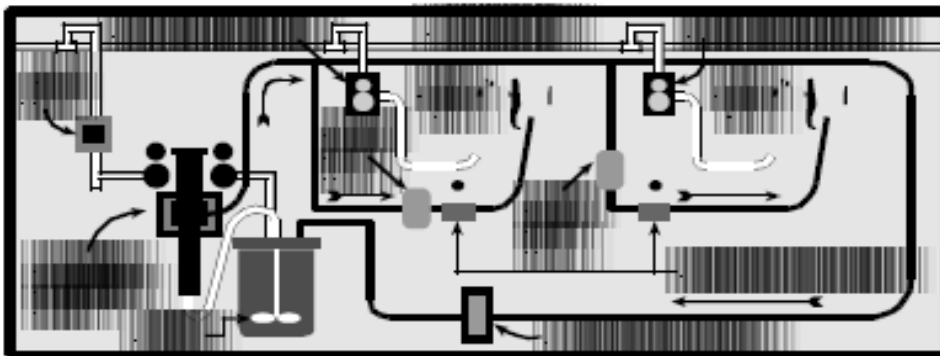
Double Air Regulation & Circulation Supply to Spray Gun



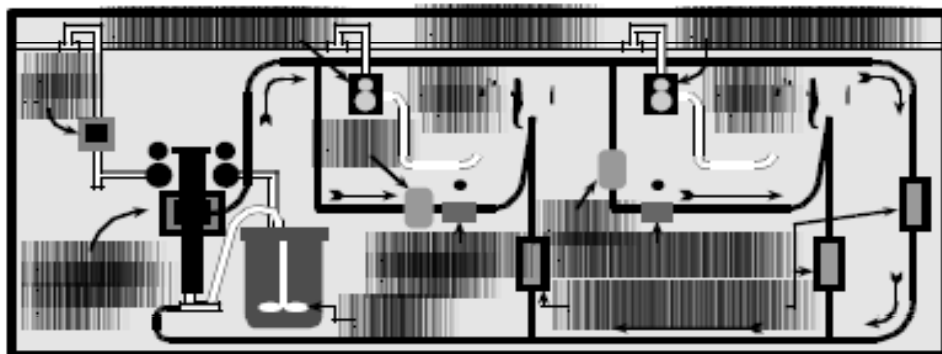
Double Air Regulation Dead End Supply to Spray Gun



Basic Circulating Loop with Dead End Supply to Spray Guns with Low Fluid Temperature



Basic Circulating Loop with Circulating Supply through the Spray Guns





# Infinity Diaphragm Pump Packages

## Wall Mount Finishing



We offer 1/2" and 1" wall mount packages.  
All Packages include:  
Wall Mount Bracket,  
2 Air Controls, and pneumatic shut off

### 1/2" Wall Mount Pump Packages

|        | WETTED | CONSTRUCTION SEAT | BALL | DIAPHRAGM |
|--------|--------|-------------------|------|-----------|
| 818150 | SS     | SS                | SS   | Teflon    |

### 1" Wall Mount Pump Packages

|        | WETTED | CONSTRUCTION SEAT | BALL | DIAPHRAGM |
|--------|--------|-------------------|------|-----------|
| 818121 | SS     | SS                | SS   | Teflon    |
| 818120 | Alum   | SS                | SS   | Teflon    |

## Bung Mount

Bung Mount Packages include:  
Air Control, Mounting Plate,  
Mounting Hardware,  
and SS Siphon Tube with  
strainer.



### 1/2" Bung Mount Pump Packages

|        | WETTED | CONSTRUCTION SEAT | BALL | DIAPHRAGM |
|--------|--------|-------------------|------|-----------|
| 818170 | SS     | SS                | SS   | Teflon    |

## Pail Mount

Pail Mount Packages include:  
2 Air Controls, Pump mounted on cover.  
1/2" Pail Mount Pump Package



|        | WETTED            | CONSTRUCTION SEAT | BALL | DIAPHRAGM |
|--------|-------------------|-------------------|------|-----------|
| 818160 | Groundable Acetal | SS                | SS   | Teflon    |

## Wall Mount Bulk Transfer

These bulk transfer/high volume finishing pumps can efficiently transfer finishing coatings to a day tank. The 3:1 can supply large circulating systems. Both pumps are designed to handle heavy abrasive coatings.



818100 3:1 Diaphragm includes:  
Pump ..... 818800  
Wall Bracket ..... 873134  
Air Control ..... 849303

|        | WETTED | CONSTRUCTION SEAT | BALL | DIAPHRAGM |
|--------|--------|-------------------|------|-----------|
| 818100 | SS     | SS                | SS   | Teflon    |



818110 1-1/2" Pump includes:  
Pump ..... 818810  
Wall Bracket ..... 873135  
Air Control ..... 849303

|        | WETTED | CONSTRUCTION SEAT | BALL | DIAPHRAGM |
|--------|--------|-------------------|------|-----------|
| 818110 | SS     | SS                | SS   | Teflon    |

|                    | PUMP | DIAPHRAGM | BALLS | SEATS | FRAME | WALL | WETTED |
|--------------------|------|-----------|-------|-------|-------|------|--------|
| PACKAGE INCLUDES   | ✓    | ✓         | ✓     | ✓     | ✓     | ✓    | ✓      |
| MOUNTING           | ×    | ✓         | ✓     | ✓     | ✓     | ✓    | ✓      |
| AIR SHUT OFF VALVE | ×    | ✓         | ✓     | ✓     | ✓     | ✓    | ✓      |
| 1x FILTER/REG      | ×    | ×         | ×     | ×     | ×     | ×    | ×      |
| 2x FILTER/REG      | ×    | ×         | ×     | ×     | ×     | ×    | ×      |
| SUCTION TUBE       | ×    | ×         | ×     | ×     | ×     | ×    | ×      |
| PAINT REGULATOR    | ×    | ×         | ×     | ×     | ×     | ×    | ×      |
| PAINT FILTER       | ×    | ×         | ×     | ×     | ×     | ×    | ×      |
| SPRAYGUNS & HOSES  | ×    | ×         | ×     | ×     | ×     | ×    | ×      |

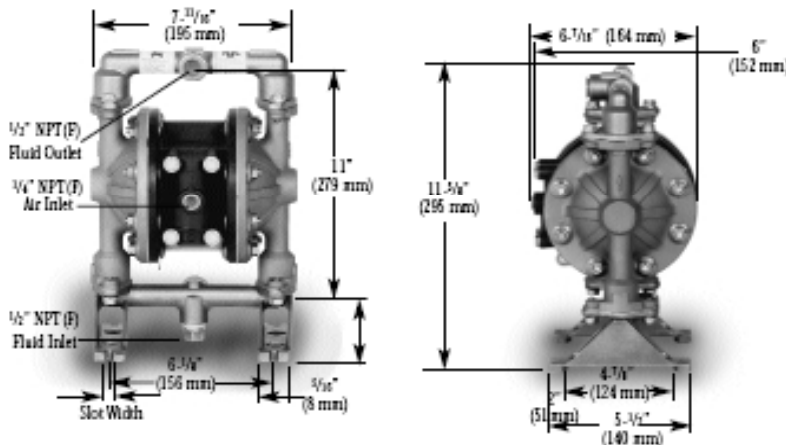
| MODEL | SIZE (INCHES) | FLOW    | WETTED  | DIAPHRAGM | BALLS  | SEATS | FRAME  | WALL   | WETTED | PAIL   |
|-------|---------------|---------|---------|-----------|--------|-------|--------|--------|--------|--------|
|       | 1/2           | 7 GPM   | PP      | SANT      | SANT   | SS    | 818835 | -      | -      | -      |
|       | 1/2           | 7 GPM   | GND ACT | TEFLON    | SS     | SS    | 818831 | -      | -      | 818160 |
|       | 1/2           | 7 GPM   | SS      | TEFLON    | SS     | SS    | 818834 | -      | -      | -      |
|       | 1/2           | 13 GPM  | PP      | SANT      | SANT   | SS    | 818832 | -      | -      | -      |
|       | 1/2           | 13 GPM  | GND ACT | TEFLON    | SS     | SS    | 818836 | -      | -      | -      |
|       | 1/2           | 13 GPM  | SS      | TEFLON    | SS     | SS    | 818830 | 818150 | 818170 | -      |
|       | 1/2           | 13 GPM  | PP      | TEFLON    | SS     | SS    | 818833 | -      | -      | -      |
|       | 1             | 35 GPM  | PP      | TEFLON    | SS     | SS    | 818840 | -      | -      | -      |
|       | 1             | 35 GPM  | ALUM    | TEFLON    | SS     | SS    | 818820 | 818120 | -      | -      |
|       | 1             | 35 GPM  | SS      | TEFLON    | SS     | SS    | 818822 | 818122 | -      | -      |
|       | 1(3:1)        | 24 GPM  | SS      | TEFLON    | SS     | SS    | 818800 | 818100 | -      | -      |
|       | 1 1/2         | 100 GPM | SS      | TEFLON    | TEFLON | SS    | 818810 | 818110 | -      | -      |

Key: SS = Stainless Steel - GND ACT = Groundable Acetal - PP = Polypropylene - SANT = Santoprene  
For more information about 1/2" diaphragm pump packages, please see our material handling "Bun" leaflet.



# finity 1/2" Diaphragm Pump

Bare Pump (Short Stroke) *(SS)* #818834 *(GND ACT)* #818831 *(ALUMINIUM)* #818835 *(POLY)* #818832 *(Ceramic) 1/2" Diaphragms*  
 Bare Pump (Long Stroke) #818830 #818836 #818832 *(Ceramic)*  
 #818833 *(Long Stroke)*



NOTE: Stainless Steel Pump Shown  
Ground Acetal & Polypropylene have dual fluid outlets

|        | BODY              | SEAT | CONSTRUCTION BALL | DIAPHRAGM |
|--------|-------------------|------|-------------------|-----------|
| 818830 | SS                | SS   | SS                | Teflon    |
| 818831 | Groundable Acetal | SS   | SS                | Teflon    |
| 818833 | Polypropylene     | SS   | SS                | Teflon    |

## Part Numbers

Air Motor Repair Kit . . . . . 862004  
 Diaphragm Repair Kit  
   Stainless Steel . . . . . 862040  
   Groundable Acetal . . . . . 862040  
   Polypropylene . . . . . 862040  
 Ball & Seat Repair Kit  
   Stainless Steel (Ball/Seat) . . . . . 862045  
   Teflon (Ball) SS (Seat) . . . . . 862046

## Recommended Accessories

Air Control . . . . . 849303  
 Wall Mount . . . . . 873116  
 Siphon . . . . . 5' Hose with Strainer  
   5 Gallon . . . . . 874504


## Performance

Air Inlet Pressure . . . . . 20 - 100 PSI (1 - 6.9 bar)  
 Fluid Pressure . . . . . 20 - 100 PSI (1 - 6.9 bar)  
 Max. Flow Rate (Flooded Inlet)  
   Long stroke . . . . . 13-GPM (49.2 lpm)  
   Short stroke . . . . . 7-GPM (26.5 lpm)  
 Max. Particle Size . . . . . 1/2" Dia (2.4 lpm)  
 Max. Temperature Limits  
   Stainless Steel . . . . . 200° F (93° C)  
   Groundable Acetal . . . . . 180° F (82° C)  
   Polypropylene . . . . . 150° F (66° C)  
 Displacement/Cycle (13 gpm) .0040 Gallon (.15 litre)  
 Displacement/Cycle (7 gpm) .0022 Gallon (.083 litre)  
 Noise Level with silencer  
   @ 70 Psi @ 60 Cyc/Min. . . . . 71.1 db(A)


## Specifications

Air Motor . . . . . Unbalanced  
 Wetted Pump Material . . . . . See Chart  
 Diaphragm Material . . . . . Teflon  
 Seat . . . . . 316 Stainless Steel  
 Balls (standard) . . . . . 316 Stainless Steel  
 Weight  
   Stainless Steel . . . . . 14.6 lbs (6.6 kg)  
   Groundable Acetal . . . . . 8.8 lbs (4 kg)  
   Polypropylene . . . . . 7.2 lbs (3.3 kg)

Ground Acetal



Stainless Steel & Polypropylene





# Infinity 1" Diaphragm Pump

Bare Pump # 818822 (SS) & #818820 (Alum) 1" Diaphragm

## Performance

Air Inlet Pressure . . . 20 - 120 PSI (1.4 - 8.3 bar)  
 Fluid Pressure . . . . . 20 - 120 PSI (1.4 - 8.3 bar)  
 Max. Flow Rate  
 (Flooded Inlet) . . . . . 35-GPM (133 lpm)  
 Max. Particle Size . . . . . 1/8" Dia (3.2 mm)  
 Max. Temperature Limits . . . . . 200 F (93 C)  
 Displacement/Cycle . . . . . 0.16 Gallon (.60 litre)  
 Cycles Per Gallon (Litre) . . . . . 6.25 (1.66)  
 Noise Level with silencer  
 @ 70 Psi @ 60 Cys/Min. . . . . 64.5 db(A)

## Specifications

Air Motor . . . . . Unbalanced  
 Wetted Pump Material. . . . . See Chart  
 Diaphragm Material . . . . . Teflon  
 Seat . . . . . Stainless Steel  
 Balls (standard) . . . . . Stainless Steel  
 Weight  
 Aluminum . . . . . 19 lbs (8.62 kgs)  
 Stainless Steel . . . . . 36 lbs (16.33 kgs)

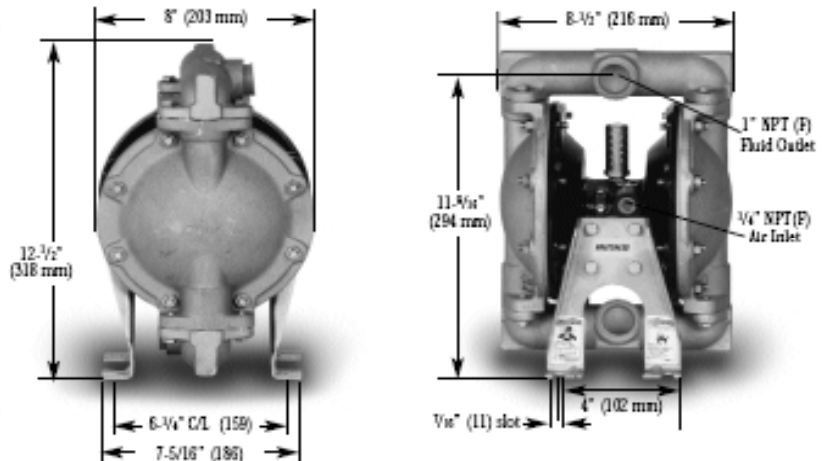
## Part Numbers

Air Motor Repair Kit . . . . . 862003  
 Diaphragm Repair Kit . . . . . 862020  
 Ball & Seat Repair Kit  
 Stainless Steel (Ball/Seat) . . . . . 862025  
 Teflon (Ball) SS (Seat) . . . . . 862026


## Recommended Accessories

Air Control . . . . . 849303  
 Wall Mount . . . . . 873115  
 Siphon Hose . . . . . 5" Hose with Stainer  
 5 Gallon . . . . . 874500  
 55 Gallon . . . . . 874501

NOTE:  
 1" Polypropylene pump also available.





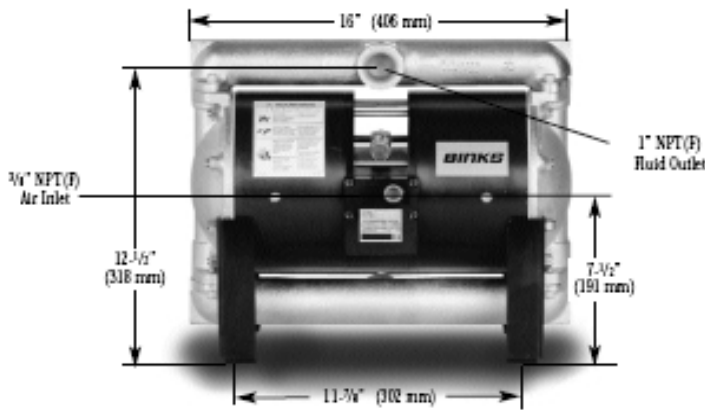
|        | BODY     | SEAT | CONSTRUCTION | BALL | DIAPHRAGM |
|--------|----------|------|--------------|------|-----------|
| 818820 | Aluminum | SS   |              | SS   | Teflon    |
| 818822 | SS       | SS   |              | SS   | Teflon    |





# Hi-Volume 3:1 Diaphragm Pump

*Bare Pump #818800 – Ratio 3:1*



## Performance

- Air Inlet Pressure . . . . . 20 - 100 PSI (1.4 - 6.8 bar)
- Fluid Pressure . . . . . 60 - 300 PSI (4 - 20.4 bar)
- Max. Flow Rate  
(Flooded Inlet) . . . . . 24-GPM (90.8 lpm)
- Max. Particle Size . . . . . 1/8" Dia (3.2 mm)
- Max. Temperature Limits . . . . . 200° F (93°)
- Noise Level with silencer  
@ 70 Psi @ 60 Cyc/Min. . . . . 84.5 db(A)

## Specifications

- Air Motor . . . . . Unbalanced
- Wetted Pump Material . . . . . Stainless Steel
- Diaphragm Material . . . . . Teflon
- Seat . . . . . Stainless Steel
- Balls (standard) . . . . . Stainless Steel
- Weight: Stainless Steel . . . . . 95 lbs (43 kgs)

## Part Numbers

- Air Motor Repair Kit . . . . . 852001
- Diaphragm Repair Kit . . . . . 852000
- Ball & Seat Repair Kit  
Stainless Steel (Ball/Seat) . . . . . 852025

## Recommended Accessories

- Air Control . . . . . 849303
- Wall Mount . . . . . 873134

NOTE:  
Prior to utilizing or specifying this pump  
contact our technical department.





# Infinity Hi-Volume 1 1/2" Diaphragm

## Bare Pump #818810 – 1 1/2" Diaphragm

### Performance

Air Inlet Pressure . . . . . 20 - 120 PSI (1 - 8.3 bar)  
 Fluid Pressure . . . . . 20 - 120 PSI (1 - 8.3 bar)  
 Max. Flow Rate  
 (Flooded Inlet) . . . . . 100-GPM (378 lpm)  
 Max. Particle Size . . . . . 1/4" Dia (6.4 lpm)  
 Max. Temperature Limits . . . . . 150° F (66° C)  
 Displacement/Cycle . . . . . 0.73 Gallon (2.76 litre)  
 Cycles Per Gallon (Litre) . . . . . 1.3 (.36)  
 Noise Level with silencer  
 @ 70 Psi @ 60 Cycles/Min . . . . . 77.7 db(A)  
 Air Motor . . . . . Unbalanced

### Specifications


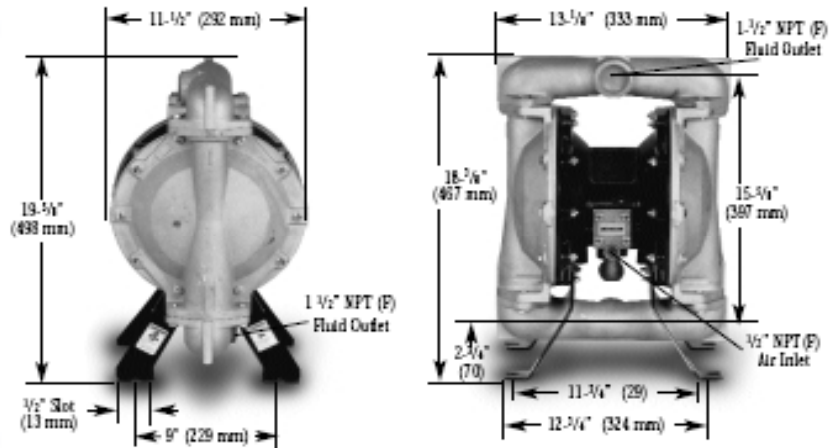
Wetted Pump Material . . . . . Stainless Steel  
 Diaphragm Material . . . . . Teflon  
 Seat . . . . . Stainless Steel  
 Balls (standard) . . . . . Teflon  
 Weight  
 Stainless Steel . . . . . 84 lbs (38.1 kgs)  
 Air Motor Repair Kit . . . . . 862003

### Part Numbers

Diaphragm Repair Kit . . . . . 862010  
 Ball & Seat Repair Kit  
 Teflon (Ball) SS (Seat) . . . . . 862015

### Recommended Accessories

Air Control . . . . . 849303  
 Wall Mount . . . . . 873135





# Infinity "Pogo" Pump

Bare Pump #812300 (SS), #812304 Stub (SS), & #812302 (CS) - *new 2.1*

## Performance

Air Inlet Pressure . . . 30 - 150 PSI (2 - 10.2 bar)  
 Fluid Pressure Range 60 - 300 PSI (4 - 20.4 bar)  
 Max. Rated Cycles Per Minute. . . . . 120  
 Displacement In<sup>3</sup> Per Cycle . . . 7.2 (117.9 cm<sup>3</sup>)  
 Cycles Per Gallon (Litre). . . . . 32 (8.4)  
 Flow @ 120 Cycles/Minute. . . 4 GPM (15.1 lpm)  
 Noise Level @ 60 Psi. . . . . 77.8 db(A)

## Specifications (Stainless)

Lower Pump Material. . . . . 316 Stnls. Steel  
 Plunger Material . . . . . 316 Stnls. Steel  
 Cylinder Material . . . . . Stainless Steel  
 Packing Set. . . . . UHMW Polyethylene  
 Max. 120° F Fluid Inlet Temp.  
 Max. 180° F Fluid Inlet Temp.  
 Weight Drum. . . . . 19 lbs. (8.6 kgs.)  
 Stub . . . . . 16 lbs. (7.2 kgs.)

## Part Numbers (Both SS Pumps)

Air Motor . . . . . 873008  
 Air Motor Repair Kit. . . . . 861034  
 Lower Pump Assembly. . . . . 873009  
 SS . . . . . 873200  
 SS Stub . . . . . 873009  
 Lower Pump Repair Kit (same) . . . . 861037  
 Optional Teflon Packing . . . . . 861038

## Specifications (Carbon Steel)

Lower Pump Material . . . . . Carbon Steel  
 Plunger Material . . Carbon Steel (Chrome Plated)  
 Cylinder Material . . . . . Carbon Steel  
 Packing Set. . . . . UHMW Polyethylene  
 Max. 120° F Fluid Inlet Temp.  
 Max. 180° F Fluid Inlet Temp. Optional Packing  
 Weight . . . . . 12 lbs. (5.4 kgs.)

## Part Numbers (Carbon Steel)

Air Motor . . . . . 873008  
 Air Motor Repair Kit . . . . . 861034  
 Lower Pump Assembly. . . . . 873010  
 Lower Pump Repair Kit . . . . . 861035  
 Optional Teflon Packing . . . . . 861036

## Recommended Accessories

Air Controls . . . . . 849303  
 Silencer . . . . . 873191  
 Wall Mount . . . . . 873184  
 1:1 Drum Pump Carbon Steel . . . . . 812306

